

为您的产品保驾护航

PRODUCT DATASHEET

Electro-Static Discharge

JED323-12V-LG ESD

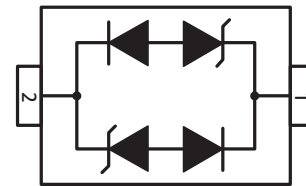
Features

- Package: SOD-323
- 350W peak pulse power (8/20 μ s)
- Ultra low capacitance: 1pF typical
- Ultra low leakage: nA level
- Operating voltage: 12V
- Low clamping voltage
- Protects one power line or data line
- Complies with following standards:
 - IEC 61000-4-2 (ESD) immunity test
Air discharge: ± 30 kV
Contact discharge: ± 30 kV
 - IEC61000-4-5 (Lightning) 14A (8/20 μ s)
- RoHS compliant

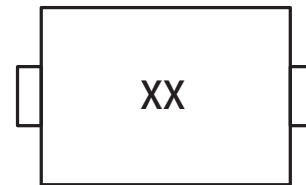
Applications

- USB Ports
- Smart Phones
- Wireless Systems
- Ethernet 10/100/1000 Base T

Schematic Diagram



Pin Description



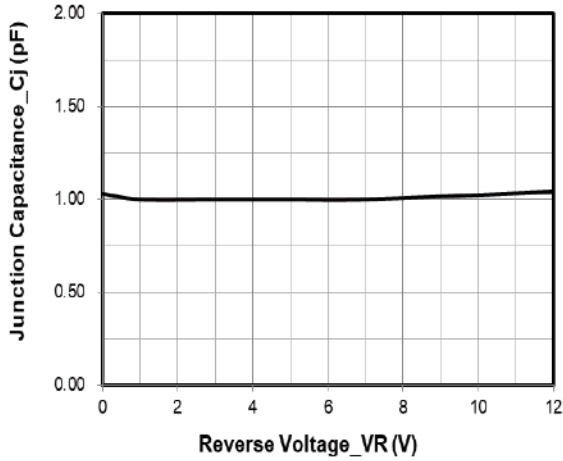
Limiting Values($T_A = 25^\circ\text{C}$, unless otherwise specified)

Symbol	Parameter	Conditions	Value	Unit
V _{ESD}	Electrostatic Discharge Voltage	IEC 61000-4-2;Contact Discharge	± 30	kV
		IEC 61000-4-2;Air Discharge	± 30	kV
P _{PP}	Peak Pulse Power	$t_P=8/20\mu\text{s}$	350	W
I _{PP}	Peak Pulse Current	$t_P=8/20\mu\text{s}$	14	A
T _J	Operating Temperature Range	-	-55 to +125	$^\circ\text{C}$
T _{stg}	Storage Temperature Range	-	-55 to +150	$^\circ\text{C}$

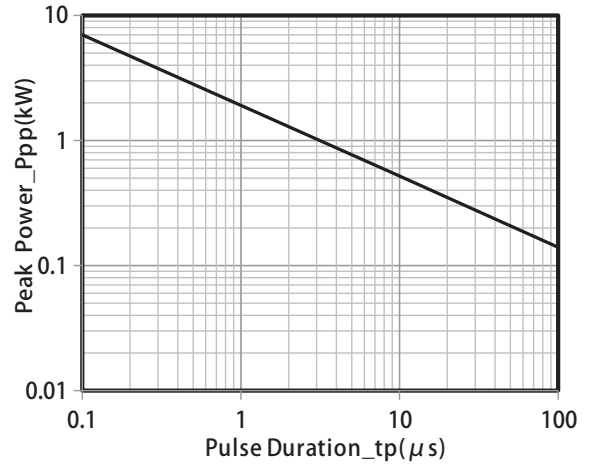
Electrical Characteristics($T_A = 25^\circ\text{C}$, unless otherwise specified)

Symbol	Parameter	Conditions	Min	Typ.	Max	Unit
V _{RWM}	Reverse Working Voltage	$T_A=25^\circ\text{C}$	-	-	12	V
V _{BR}	Breakdown Voltage	$I_T=1\text{mA}; T_A=25^\circ\text{C}$	13.3	-	-	V
I _R	Reverse Leakage Current	$V_{RWM}=12\text{V}; T_A=25^\circ\text{C}$	-	-	0.2	μA
V _C	Clamping Voltage	$I_{PP}=1\text{A}(8\times 20\mu\text{s pulse})$	-	-	18	V
V _C	Clamping Voltage	$I_{PP}=14\text{A}(8\times 20\mu\text{s pulse})$	-	-	25	V
C _J	Junction Capacitance	$V_R=0\text{V}, f=1\text{MHZ}$	-	1	-	pF

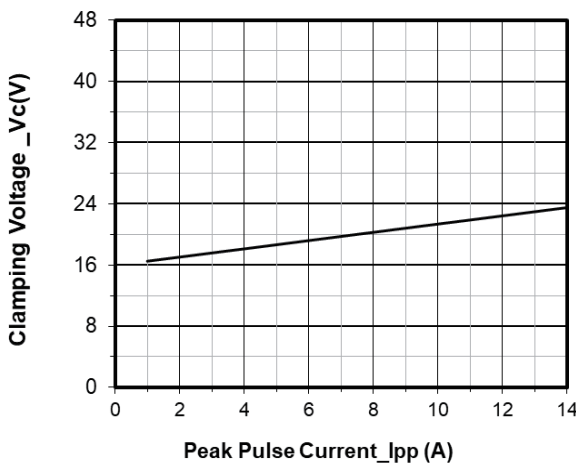
Typical Characteristics



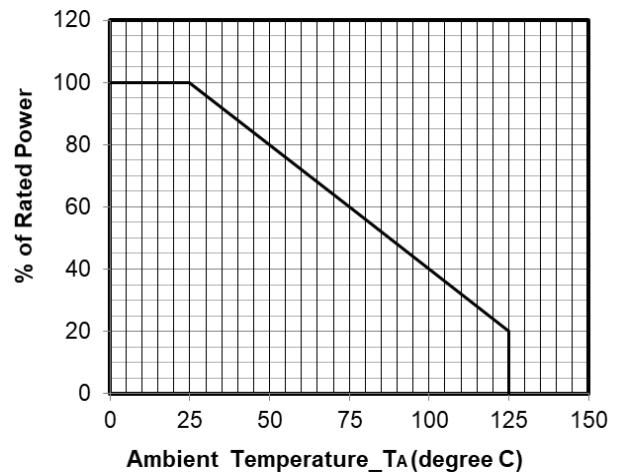
Junction Capacitance vs. Reverse Voltage



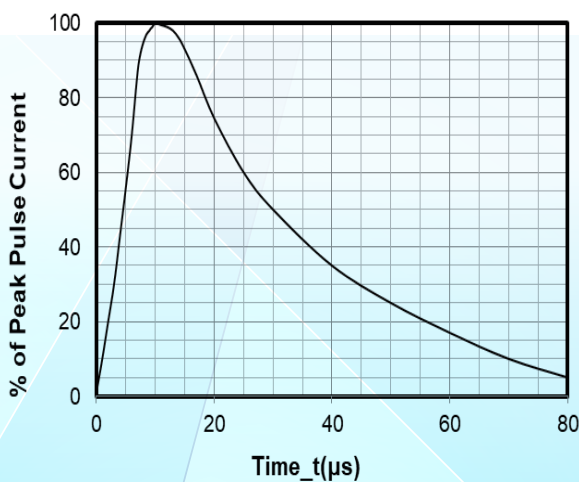
Peak Pulse Power vs. Pulse Time



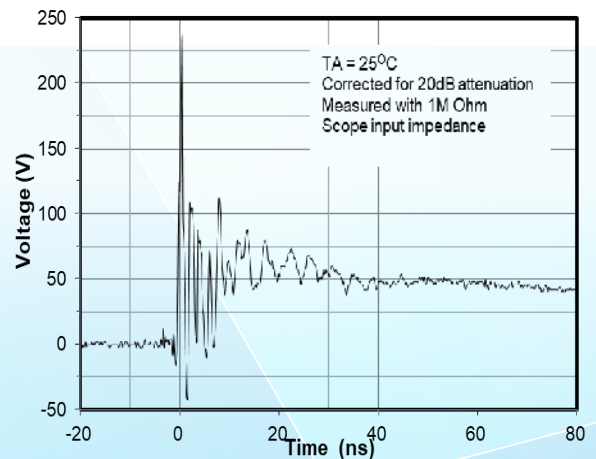
Clamping Voltage vs. Peak Pulse Current ($t_p = 8/20 \mu s$)



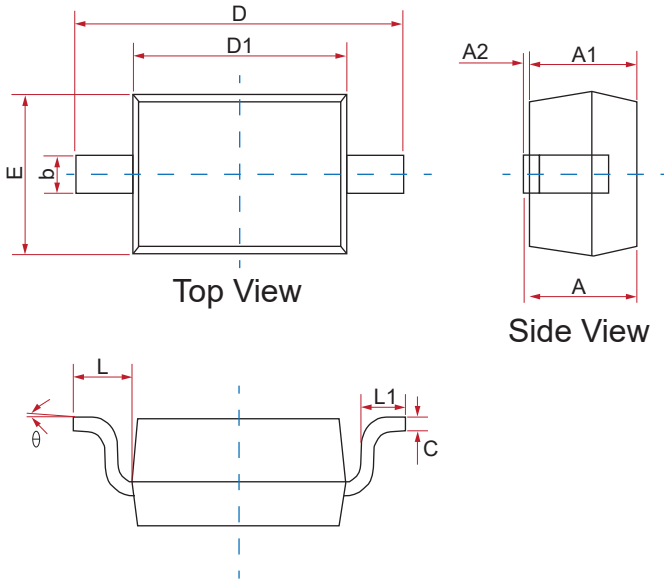
Power Derating Curve



8x20 μs Pulse Waveform



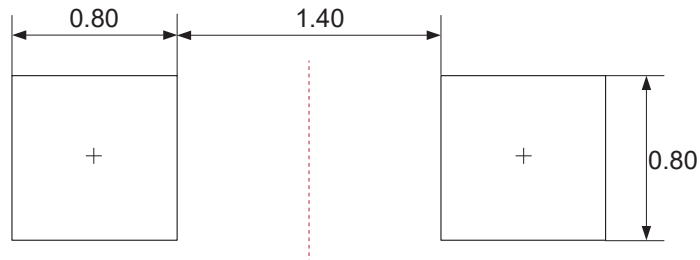
Note: Data is taken with a 10x attenuator
ESD Clamping Voltage
8 kV Contact per IEC61000-4-2

Physical Dimensions(mm.)


Symbol	Dimensions In Millimeters		
	Min	Nom	Max
A	0.80	--	1.100
A1	0.80	--	0.900
A2	0.00	--	0.100
b	0.25	--	0.400
c	0.08	--	0.177
D1	1.60	1.70	1.800
D	2.30	--	2.800
E	1.15	--	1.400
L	0.475REF		
L1	0.10	--	0.500
θ	0°	--	8°

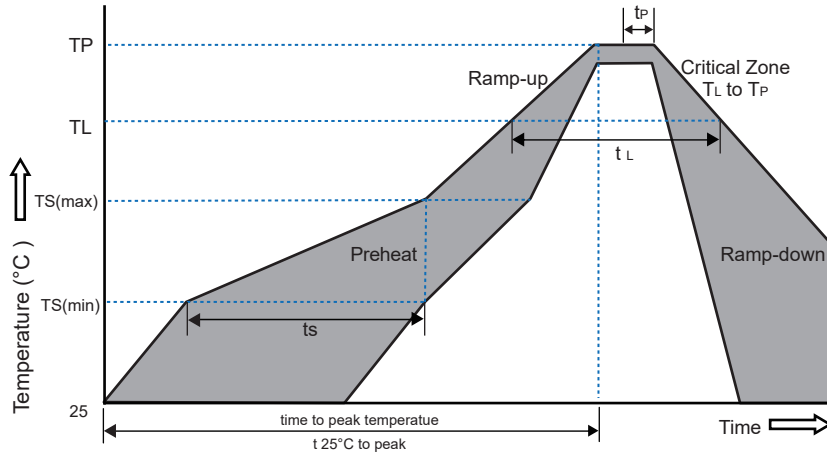
Suggested Land Pattern

Unit:mm


Packaging Quantity

Part Number	Delivery Form	Delivery Quantity
JED323-12V-LC	7"T&R	3,000

Soldering Parameters



Reflow Condition		Pb-Free Assembly
Pre-heat	-Temperature Min($T_{s(min)}$)	+150°C
	-Temperature Max($T_{s(max)}$)	+200°C
	-Time(Min to Max)(t_s)	60~180 secs.
Average ramp up rate (Liquid us Temp(T_L) to peak)		3°C/sec. Max
Ts(max) to T_L - Ramp-up Rate		3°C/sec. Max
Reflow	-Temperature(T_L)(Liquid us)	+217°C
	-Temperature (t_L)	60~150 secs.
Peak Temp (T_P)		+260(+0/-5)°C
Time within 5°C of actual Peak Temp (t_p)		30 secs. Max
Ramp-down Rate		6°C/sec. Max
xTime 25°C to Peak Temp (TP)		8 min. Max
Do not exceed		+260°C

Part Number System

JE D323 - 12V - L C

